

Build


2020 Product Directory



 **ROYAL**® Building Products
A Westlake Company





**Chromatix™ technology:
Imagine sunblock for your siding.**

Featured in Premium and Dark Colorscares® shades

IMPORTANT: FIRE SAFETY INFORMATION

When rigid vinyl siding is exposed to significant heat or flame, the vinyl will soften, sag, melt or burn, and may thereby expose material underneath. Care must be exercised when selecting underlayment materials because many underlayment materials are made from organic materials that are combustible. You should ascertain the fire properties of underlayment materials prior to installation. All building materials should be installed in accordance with local, state and federal building code and fire regulations.

Contents

Siding

- 2** Haven®
- 4** Haven® Accessories
- 8** Woodland®
- 12** Woodland® 25'
- 14** Board & Batten
- 16** Estate™
- 20** Residential®
- 24** Royal® Crest
- 30** Designer Accessories
- 38** Traditional Accessories

Soffit

- 52** Designer Soffit
- 56** Traditional Soffit
- 60** Builder Soffit
- 64** Soffit Accessories

Shake & Shingles

- 70** Portsmouth™ Shake & Shingles

Stone

- 80** Atlas Stone™

Aluminum

- 84** Cedar Renditions™

Associated Products

- 90** Shutters
- 94** Mounts
- 100** Vents

PRODUCT

GAUGE: NOMINAL THICKNESS 1.125"


D6" TRADITIONAL

PRODUCT CODE –

12': HAVD612

PRODUCT CODE –

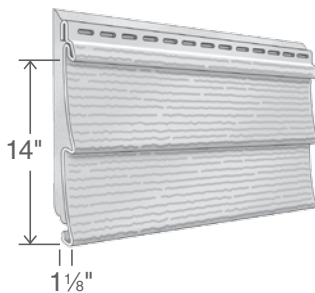
16': HAVD616



D7" TRADITIONAL

PRODUCT CODE:

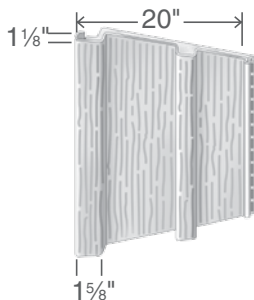
HAVD712



BOARD & BATTEN

PRODUCT CODE:

HAVBB10



SPECIFICATIONS**D6 INSULATED SIDING 12'**

LENGTH 12' 6"/3.81 M

SQ/CTN 1/9.29 SQ M

PCS/CTN 8

LBS/CTN..... 58 LB/26.31 KG

CTNS/SKID..... 9

R-VALUE..... 2.2

PRICE

D6 INSULATED SIDING 16'

LENGTH 16' 6"/5.03 M

SQ/CTN 1/9.29 SQ M

PCS/CTN 6

LBS/CTN..... 58 LB/26.31 KG

CTNS/SKID..... 10

R-VALUE..... 2.2

PRICE

LENGTH 12' 3"/3.66 M

SQ/CTN 2/18.58 SQ M

PCS/CTN 14

LBS/CTN..... 116 LB/52.62 KG

CTNS/SKID..... 4

R-VALUE..... 2.4

PRICE

LENGTH 10'/3.05 M

SQ/CTN 1/9.29 SQ M

PCS/CTN 6

LBS/CTN..... 58 LB/26.3 KG

CTNS/SKID..... 10

R-VALUE..... 2.1

PRICE

**COLORSCAPES®
DARK COLORS**

RDWD - REDWOOD

NC - NATURAL CEDAR

SHM - SHAMROCK

MS - MIDNIGHT SURF

GRA - GRANITE

**COLORSCAPES®
PREMIUM COLORS**

CYP - CYPRESS

PC - PEBBLE CLAY

STO - STORM

**COLORSCAPES®
TRADITIONAL COLORS**

VC - VINTAGE CREAM

SA - SAND

BST - BROWNSTONE

WH - WHITE

HE - HEATHER

WI - WICKER

HS - HARVARD SLATE

LI - LINEN

SS - STERLING

haven[®] Accessories

INSULATED SIDING BY ROYAL

PRODUCT

MATTE OCP 5½" FACE

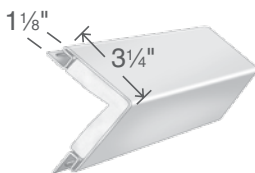
PRODUCT CODE:
HAV512MOP

¹Only available in White, Wicker and Pebble Clay.



MATTE OCP 3¼" FACE

PRODUCT CODE:
HAV314MOP



INSIDE CORNER POST

PRODUCT CODE:
HAVMIP



3½" WINDOW CASING

PRODUCT CODE:
HAVWC312

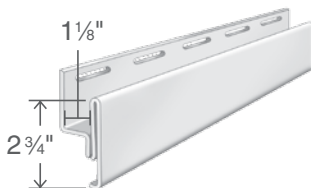
Requires Haven Window Starter Strip

²Only available in White, Wicker, Linen, Sand and Pebble Clay.



BATTEN MOLD TRIM

PRODUCT CODE:
BM



SPECIFICATIONS

LENGTH 20'/6.10 M

LF/CTN 80'/24.4 M

PCS/CTN 4

LBS/CTN..... 42.34 LB/19.21 KG

PRICE

LENGTH 10'/3.05 M

LF/CTN 100'/30.5 M

PCS/CTN 10

LBS/CTN..... 33.48 LB/15.19 KG

PRICE

LENGTH 10'/3.05 M

LF/CTN 120'/36.58 M

PCS/CTN 12

LBS/CTN.....22.74 LB/10.31 KG

PRICE

LENGTH 20'/6.10 M

LF/CTN 200'/60.96 M

PCS/CTN 10

LBS/CTN..... 42.80 LB/19.41 KG

PRICE

LENGTH 12' 6"/3.81 M

LF/CTN 100'/30.48 M

PCS/CTN 8

LBS/CTN..... 41 LB/18.50 KG

PRICE

**COLORSCAPES®
DARK COLORS**

RDWD - REDWOOD

NC - NATURAL CEDAR

SHM - SHAMROCK

MS - MIDNIGHT SURF

GRA - GRANITE

**COLORSCAPES®
PREMIUM COLORS**

CYP - CYPRESS

PC - PEBBLE CLAY^{1,2}

STO - STORM

**COLORSCAPES®
TRADITIONAL COLORS**

VC - VINTAGE CREAM

SA - SAND²

BST - BROWNSTONE

WH - WHITE^{1,2}

HE - HEATHER

WI - WICKER^{1,2}

HS - HARVARD SLATE

LI - LINEN²

SS - STERLING


haven[®] Accessories

INSULATED SIDING BY ROYAL

PRODUCT

1 1/8" J-CHANNEL MATTE FINISH

PRODUCT CODE:
HAV118JC



WINDOW STARTER STRIP

PRODUCT CODE:
HAVWSS

NOTE: For use with 3-1/2" Window Casing

¹Available in White only.



STARTER STRIP

PRODUCT CODE:
HAVSS01

NOTE: Required for installation.

¹Available in White only.



SPECIFICATIONS

LENGTH 12' 6"/3.81 M

LF/CTN 80'/24.4 M

PCS/CTN 24

LBS/CTN..... 58.31 LB/26.5 KG

PRICE

LENGTH 12' 6"/3.81 M

LF/CTN 450'/137.16 M

PCS/CTN 36

LBS/CTN..... 44.64 LB/20.25 KG

PRICE

LENGTH 12' 6"/3.81 M

PCS/CTN 24

LBS/CTN..... 36.96 LB/16.76 KG

PRICE

**COLORSCAPES®
DARK COLORS**

RDWD - REDWOOD

NC - NATURAL CEDAR

SHM - SHAMROCK

MS - MIDNIGHT SURF

GRA - GRANITE

HRB - HERITAGE BLUE

WG - WEATHERED GRAY

**COLORSCAPES®
PREMIUM COLORS**

CYP - CYPRESS

PC - PEBBLE CLAY

STO - STORM

WA - WALNUT

**COLORSCAPES®
TRADITIONAL COLORS**

VC - VINTAGE CREAM

SA - SAND

BST - BROWNSTONE

WH - WHITE¹

HE - HEATHER

WI - WICKER

HS - HARVARD SLATE

LI - LINEN

SS - STERLING

MA - SOFT MAPLE




Woodland™

PRODUCT

GAUGE: NOMINAL THICKNESS 0.046"

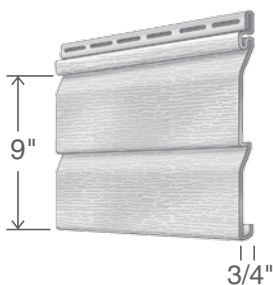
DOUBLE 4½" TRADITIONAL

PRODUCT CODE:
RWD4512



DOUBLE 4½" DESIGNER

PRODUCT CODE:
RWD45D12



SPECIFICATIONS

LENGTH 12'/3.66 M

SQ/CTN 2/18.58 SQ M

PCS/CTN 22

LBS/CTN..... 109 LB/50 KG

CTNS/SKID..... 14

PRICE

LENGTH 12'/3.66 M

SQ/CTN 2/18.58 SQ M

PCS/CTN 22

LBS/CTN..... 109 LB/50 KG

CTNS/SKID..... 12

PRICE



COLORSCAPES® DARK COLORS

RDWD - REDWOOD

NC - NATURAL CEDAR

SHM - SHAMROCK

MS - MIDNIGHT SURF

GRA - GRANITE

HRB - HERITAGE BLUE

IRST - IRONSTONE

COCO - COCOA

WGWD - WEDGEWOOD

WG - WEATHERED GRAY

MBL - MARINE BLUE

UB - URBAN BRONZE

COLORSCAPES® PREMIUM COLORS

CYP - CYPRESS

PC - PEBBLE CLAY

STO - STORM

WA - WALNUT

TM - TREE MOSS

RS - ROCKSLIDE

TA - TOASTED ALMOND

COLORSCAPES® TRADITIONAL COLORS

VC - VINTAGE CREAM

SA - SAND

BST - BROWNSTONE

WH - WHITE

HE - HEATHER

WI - WICKER

HS - HARVARD SLATE

LI - LINEN

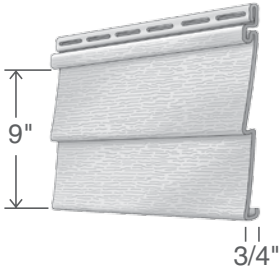
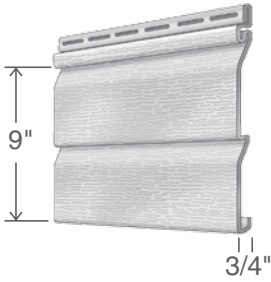
GSG - FLAGSTONE

BLGY - BLUE GRAY

SS - STERLING

MA - SOFT MAPLE

Woodland™

PRODUCT**GAUGE:** NOMINAL THICKNESS 0.046"**DOUBLE 4½"
TRADITIONAL -
16'**PRODUCT CODE:
RWD45**DOUBLE 4½"
DESIGNER - 16'**PRODUCT CODE:
RWD45D

SPECIFICATIONS

LENGTH 16' 4"/4.98 M
 SQ/CTN 2/18.58 SQ M
 PCS/CTN 16
 LBS/CTN 106 LB/48 KG
 CTNS/SKID 13
 PRICE

LENGTH 16' 4"/4.98 M
 SQ/CTN 2/18.58 SQ M
 PCS/CTN 16
 LBS/CTN 106 LB/48 KG
 CTNS/SKID 14
 PRICE

**COLORSCAPES®
DARK COLORS**

RDWD - REDWOOD

NC - NATURAL CEDAR

SHM - SHAMROCK

MS - MIDNIGHT SURF

GRA - GRANITE

HRB - HERITAGE BLUE

IRST - IRONSTONE

COCO - COCOA

**COLORSCAPES®
PREMIUM COLORS**

CYP - CYPRESS

PC - PEBBLE CLAY

STO - STORM

WA - WALNUT

TM - TREE MOSS

RS - ROCKSLIDE

TA - TOASTED ALMOND

**COLORSCAPES®
TRADITIONAL COLORS**

VC - VINTAGE CREAM

SA - SAND

BST - BROWNSTONE

WH - WHITE

HE - HEATHER

WI - WICKER

HS - HARVARD SLATE

LI - LINEN

GSG - FLAGSTONE

BLGY - BLUE GRAY

SS - STERLING

MA - SOFT MAPLE

Woodland™ 25'


***SPECIAL ORDER WITH EXTENDED LEAD TIMES!
CALL YOUR REPRESENTATIVE FOR DETAILS.**

PRODUCT

GAUGE: NOMINAL THICKNESS 0.046"


DOUBLE 4½" TRADITIONAL

PRODUCT CODE:
RWD4525



DOUBLE 4½" DESIGNER

PRODUCT CODE:
RWD45D25



SPECIFICATIONS

LENGTH25'/7.62 M
 SQ/CTN2/18.58 SQ M
 PCS/CTN 11
 LBS/CTN..... 114 LB/52 KG
 CTNS/SKID..... 15
 PRICE

LENGTH25'/7.62 M
 SQ/CTN2/18.58 SQ M
 PCS/CTN 11
 LBS/CTN..... 114 LB/52 KG
 CTNS/SKID..... 15
 PRICE

**COLORSCAPES®
DARK COLORS**

NC - NATURAL CEDAR

HRB - HERITAGE BLUE

**COLORSCAPES®
PREMIUM COLORS**

CYP - CYPRESS

PC - PEBBLE CLAY

STO - STORM

WA - WALNUT

**COLORSCAPES®
TRADITIONAL COLORS**

VC - VINTAGE CREAM

SA - SAND

WH - WHITE

HE - HEATHER

WI - WICKER

HS - HARVARD SLATE

LI - LINEN

GSG - FLAGSTONE

MA - SOFT MAPLE




Board & Batten

PRODUCT

GAUGE: NOMINAL THICKNESS 0.046"
PREMIUM & TRADITIONAL COLORS/0.050" - DARK COLORS

BOARD & BATTEN

PRODUCT CODE:
RWBB



SPECIFICATIONS

LENGTH 10'3.05 M

SQ/CTN 1/9.29 SQ M

PCS/CTN 17

LBS/CTN 56 LB/26 KG

CTN/SKID 20

PRICE



COLORSCAPES® DARK COLORS

RDWD - REDWOOD

NC - NATURAL CEDAR

SHM - SHAMROCK

MS - MIDNIGHT SURF

GRA - GRANITE

HRB - HERITAGE BLUE

IRST - IRONSTONE

COCO - COCOA

WGWD - WEDGEWOOD

WG - WEATHERED GRAY

MBL - MARINE BLUE

UB - URBAN BRONZE

COLORSCAPES® PREMIUM COLORS

CYP - CYPRESS

PC - PEBBLE CLAY

STO - STORM

WA - WALNUT

TM - TREE MOSS

RS - ROCKSLIDE

TA - TOASTED ALMOND

COLORSCAPES® TRADITIONAL COLORS

VC - VINTAGE CREAM

SA - SAND

BST - BROWNSTONE

WH - WHITE

HE - HEATHER

WI - WICKER

HS - HARVARD SLATE

LI - LINEN

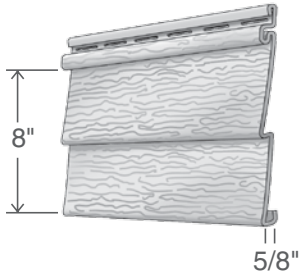
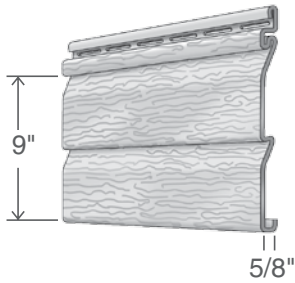
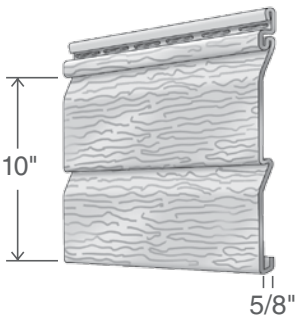
GSG - FLAGSTONE

BLGY - BLUE GRAY

SS - STERLING

MA - SOFT MAPLE

Estate™

PRODUCT**GAUGE:** NOMINAL THICKNESS 0.044"**DOUBLE 4"
TRADITIONAL**PRODUCT CODE:
ESTD4**DOUBLE 4½"
DESIGNER**PRODUCT CODE:
ESTD45D**DOUBLE 5"
DESIGNER**PRODUCT CODE:
ESTD5D

SPECIFICATIONS

LENGTH 12' 6"/3.81 M
 SQ/CTN 2/18.58 SQ M
 PCS/CTN 24
 LBS/CTN..... 101 LB/46 KG
 CTNS/SKID..... 16
 PRICE

LENGTH 12'/3.66 M
 SQ/CTN 2/18.58 SQ M
 PCS/CTN 22
 LBS/CTN..... 99.5 LB/45 KG
 CTNS/SKID..... 12
 PRICE

LENGTH 12'/3.66 M
 SQ/CTN 2/18.58 SQ M
 PCS/CTN 20
 LBS/CTN..... 99.7 LB/45.3 KG
 CTNS/SKID..... 11
 PRICE

**COLORSCAPES®
DARK COLORS**

RDWD - REDWOOD

NC - NATURAL CEDAR

SHM - SHAMROCK

MS - MIDNIGHT SURF

GRA - GRANITE

HRB - HERITAGE BLUE

IRST - IRONSTONE

COCO - COCOA

WGWD - WEDGEWOOD

WG - WEATHERED GRAY

MBL - MARINE BLUE

UB - URBAN BRONZE

**COLORSCAPES®
PREMIUM COLORS**

CYP - CYPRESS

PC - PEBBLE CLAY

STO - STORM

WA - WALNUT

TM - TREE MOSS

RS - ROCKSLIDE

TA - TOASTED ALMOND

**COLORSCAPES®
TRADITIONAL COLORS**

VC - VINTAGE CREAM

SA - SAND

BST - BROWNSTONE

WH - WHITE

HE - HEATHER

WI - WICKER

HS - HARVARD SLATE

LI - LINEN

GSG - FLAGSTONE

BLGY - BLUE GRAY

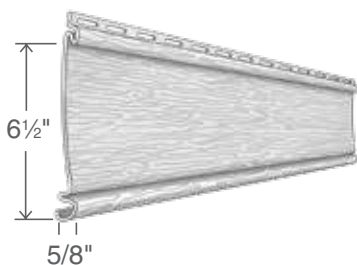
SS - STERLING

MA - SOFT MAPLE

Estate™

PRODUCT**GAUGE:** NOMINAL THICKNESS 0.044"**BEADED**

PRODUCT CODE:

RCCOL6

SPECIFICATIONS

LENGTH	12' 4"/3.73 M
SQ/CTN	2/18.58 SQ M
PCS/CTN	30
LBS/CTN.....	88 LB/40 KG
CTNS/SKID.....	12
PRICE	



COLORSCAPES® PREMIUM COLORS

CYP - CYPRESS

PC - PEBBLE CLAY

STO - STORM

WA - WALNUT

TM - TREE MOSS

RS - ROCKSLIDE

TA - TOASTED ALMOND

COLORSCAPES® TRADITIONAL COLORS

VC - VINTAGE CREAM

SA - SAND

BST - BROWNSTONE

WH - WHITE

HE - HEATHER

WI - WICKER

HS - HARVARD SLATE

LI - LINEN

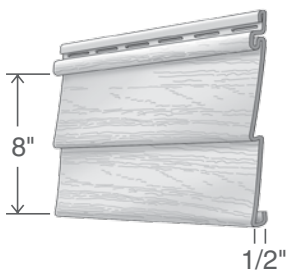
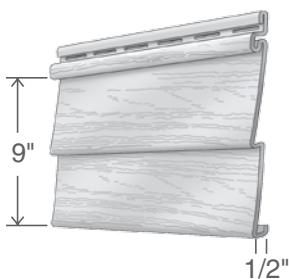
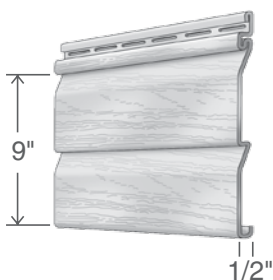
GSG - FLAGSTONE

BLGY - BLUE GRAY

SS - STERLING

MA - SOFT MAPLE

Residential

PRODUCT**GAUGE:** NOMINAL THICKNESS 0.042"**DOUBLE 4"
TRADITIONAL**PRODUCT CODE:
RED4**DOUBLE 4½"
TRADITIONAL**PRODUCT CODE:
RED45**DOUBLE 4½"
DESIGNER**PRODUCT CODE:
RED45D

SPECIFICATIONS

LENGTH 12' 6"/3.81 M

SQ/CTN 2/18.58 SQ M

PCS/CTN 24

LBS/CTN 96 LB/44 KG

CTNS/SKID 16

PRICE

LENGTH 12'/3.66 M

SQ/CTN 2/18.58 SQ M

PCS/CTN 22

LBS/CTN 94 LB/43 KG

CTNS/SKID 17

PRICE

LENGTH 12'/3.66 M

SQ/CTN 2/18.58 SQ M

PCS/CTN 22

LBS/CTN 93 LB/42 KG

CTNS/SKID 16

PRICE

**COLORSCAPES®
PREMIUM COLORS**

CYP - CYPRESS

PC - PEBBLE CLAY

STO - STORM

WA - WALNUT

TM - TREE MOSS

RS - ROCKSLIDE

TA - TOASTED ALMOND

**COLORSCAPES®
TRADITIONAL COLORS**

VC - VINTAGE CREAM

SA - SAND

BST - BROWNSTONE

WH - WHITE

HE - HEATHER

WI - WICKER

HS - HARVARD SLATE

LI - LINEN

GSG - FLAGSTONE

BLGY - BLUE GRAY

SS - STERLING

MA - SOFT MAPLE

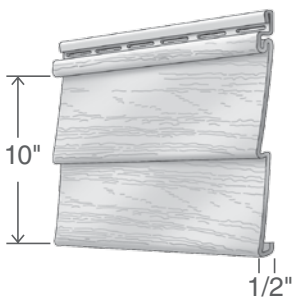
Residential

PRODUCT

GAUGE: NOMINAL THICKNESS 0.042"

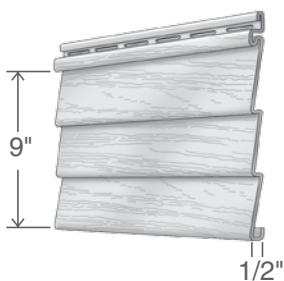
DOUBLE 5" TRADITIONAL

PRODUCT CODE:
RED5



TRIPLE 3" PRODUCT CODE:

RET3D



SPECIFICATIONS

LENGTH 12'/3.66 M
 SQ/CTN 2/18.58 SQ M
 PCS/CTN 20
 LBS/CTN..... 90 LB/40.8 KG
 CTNS/SKID..... 13
 PRICE

LENGTH 12'/3.66 M
 SQ/CTN 2/18.58 SQ M
 PCS/CTN 22
 LBS/CTN..... 97 LB/44 KG
 CTNS/SKID..... 17
 PRICE

**COLORSCAPES®
 PREMIUM COLORS**

CYP - CYPRESS

PC - PEBBLE CLAY

**COLORSCAPES®
 TRADITIONAL COLORS**

VC - VINTAGE CREAM

SA - SAND

BST - BROWNSTONE

WH - WHITE

HE - HEATHER

WI - WICKER

HS - HARVARD SLATE

LI - LINEN

GSG - FLAGSTONE

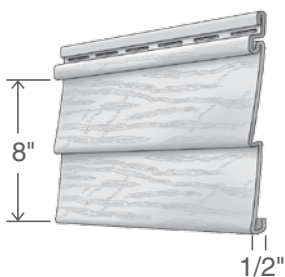
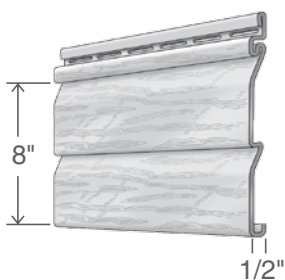
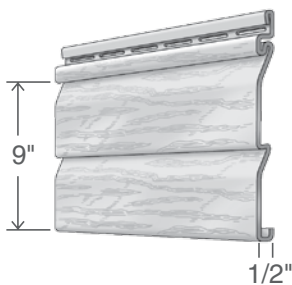
BLGY - BLUE GRAY

SS - STERLING

MA - SOFT MAPLE



Royal[®] Crest

PRODUCT**GAUGE:** NOMINAL THICKNESS 0.040"**DOUBLE 4"
TRADITIONAL**PRODUCT CODE:
RCD4**DOUBLE 4"
DESIGNER**PRODUCT CODE:
RCD4D**DOUBLE 4 1/2"
DESIGNER**PRODUCT CODE:
RCD45D

SPECIFICATIONS

LENGTH 12' 6"/3.81 M
 SQ/CTN 2/18.58 SQ M
 PCS/CTN 24
 LBS/CTN 92 LB/42 KG
 CTNS/SKID 16
 PRICE

LENGTH 12' 6"/3.81 M
 SQ/CTN 2/18.58 SQ M
 PCS/CTN 24
 LBS/CTN 92 LB/42 KG
 CTNS/SKID 12
 PRICE

LENGTH 12'/3.66 M
 SQ/CTN 2/18.58 SQ M
 PCS/CTN 22
 LBS/CTN 90 LB/41 KG
 CTNS/SKID 16
 PRICE

**COLORSCAPES®
 PREMIUM COLORS**

CYP - CYPRESS

PC - PEBBLE CLAY

**COLORSCAPES®
 TRADITIONAL COLORS**

VC - VINTAGE CREAM

SA - SAND

BST - BROWNSTONE

WH - WHITE

HE - HEATHER

WI - WICKER

HS - HARVARD SLATE

LI - LINEN

GSG - FLAGSTONE

BLGY - BLUE GRAY

SS - STERLING

MA - SOFT MAPLE

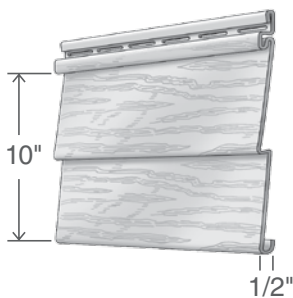
Royal[®] Crest

PRODUCT

GAUGE: NOMINAL THICKNESS 0.040"

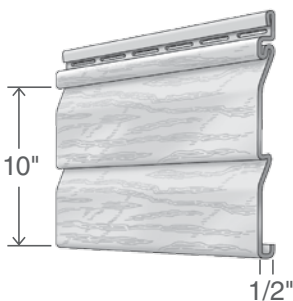
DOUBLE 5" TRADITIONAL

PRODUCT CODE:
RCD5



DOUBLE 5" DESIGNER

PRODUCT CODE:
RCD5D2



SPECIFICATIONS

LENGTH 12'/3.66 M
 SQ/CTN 2/18.58 SQ M
 PCS/CTN 20
 LBS/CTN 85 LB/39 KG
 CTNS/SKID 13
 PRICE

LENGTH 12'/3.66 M
 SQ/CTN 2/18.58 SQ M
 PCS/CTN 20
 LBS/CTN 86 LB/39 KG
 CTNS/SKID 14
 PRICE

**COLORSCAPES®
PREMIUM COLORS**

CYP - CYPRESS

PC - PEBBLE CLAY

**COLORSCAPES®
TRADITIONAL COLORS**

VC - VINTAGE CREAM

SA - SAND

BST - BROWNSTONE

WH - WHITE

HE - HEATHER

WI - WICKER

HS - HARVARD SLATE

LI - LINEN

GSG - FLAGSTONE

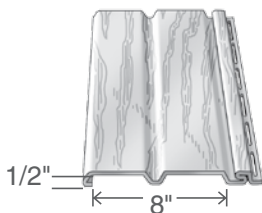
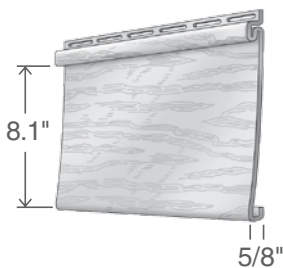
BLGY - BLUE GRAY

SS - STERLING

MA - SOFT MAPLE



Royal[®] Crest

PRODUCT**GAUGE:** NOMINAL THICKNESS 0.040"**DOUBLE 4"
VERTICAL**PRODUCT CODE:
RCD4V10**GAUGE:** NOMINAL THICKNESS 0.046"**8 INCH**PRODUCT CODE:
RC8

SPECIFICATIONS

LENGTH 10' 3.05 M
 SQ/CTN 2/18.58 SQ M
 PCS/CTN 30
 LBS/CTN 91 LB/42 KG
 CTNS/SKID 12
 PRICE

LENGTH 12' 6"/3.81 M
 SQ/CTN 2/18.58 SQ M
 PCS/CTN 24
 LBS/CTN 101 LB/46 KG
 CTNS/SKID 17
 PRICE

**COLORSCAPES®
TRADITIONAL COLORS**

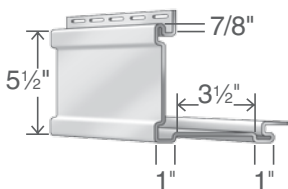
WH - WHITE

Designer Accessories

PRODUCT

DESIGNER 20-FOOT CORNER POST MATTE FINISH

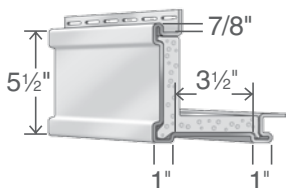
PRODUCT CODE:
DES0780CP



DESIGNER 20-FOOT CORNER POST WITH FOAM

PRODUCT CODE:
DESFOAM0CP

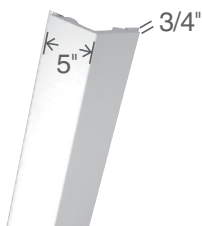
¹Available in White only.



5" OUTSIDE CORNER POST WITH FOAM

PRODUCT CODE:
078DPOCP20

¹Available in White only.

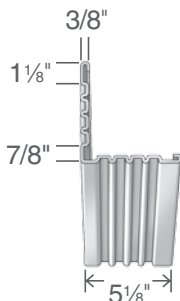


FLUTED CORNER POST

PRODUCT CODE:
FLUOCP

NOTE: Requires J-Channel

²Available in Sand, White and
Wicker only.



SPECIFICATIONS

LENGTH 20'/6.10 M

PCS/CTN 5

LF/CTN 100'/30.5 M

LBS/CTN..... 59 LB/27 KG

PRICE

LENGTH 20'/6.10 M

PCS/CTN 5

LF/CTN 100'/30.5 M

LBS/CTN..... 67 LB/31 KG

PRICE

LENGTH 20'/6.10 M

PCS/CTN 5

LF/CTN 100'/30.5 M

LBS/CTN..... 66 LB/30 KG

PRICE

LENGTH 20'/6.10 M

PCS/CTN 5

LF/CTN 100'/30.5 M

LBS/CTN..... 49.7 LB/22.6 KG

PRICE

PRICE

**COLORSCAPES®
PREMIUM COLORS**

PC - PEBBLE CLAY

**COLORSCAPES®
TRADITIONAL COLORS**

SA - SAND²

WH - WHITE^{1,2}

WI - WICKER²

LI - LINEN

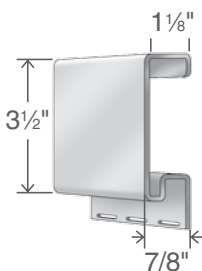
Designer Accessories

PRODUCT

3½" DESIGNER WINDOW CASING MATTE FINISH

PRODUCT CODE:
DWC312078

NOTE: Requires Window
Casing Starter Strip



SPECIFICATIONS

LENGTH 20'/6.10 M

PCS/CTN 5

LF/CTN 100'/30.5 M

LBS/CTN.....27.5 LB/12.5 KG

PRICE



**COLORSCAPES®
DARK COLORS**

RDWD - REDWOOD

NC - NATURAL CEDAR

SHM - SHAMROCK

MS - MIDNIGHT SURF

GRA - GRANITE

HRB - HERITAGE BLUE

IRST - IRONSTONE

COCO - COCOA

WGWD - WEDGEWOOD

WG - WEATHERED GRAY

MBL - MARINE BLUE

UB - URBAN BRONZE

**COLORSCAPES®
PREMIUM COLORS**

CYP - CYPRESS

PC - PEBBLE CLAY

STO - STORM

WA - WALNUT

TM - TREE MOSS

RS - ROCKSLIDE

TA - TOASTED ALMOND

**COLORSCAPES®
TRADITIONAL COLORS**

VC - VINTAGE CREAM

SA - SAND

BST - BROWNSTONE

WH - WHITE

HE - HEATHER

WI - WICKER

HS - HARVARD SLATE

LI - LINEN

GSG - FLAGSTONE

BLGY - BLUE GRAY

SS - STERLING

MA - SOFT MAPLE

Designer Accessories

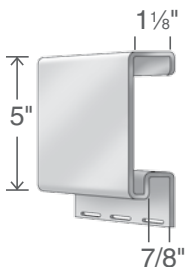
PRODUCT

5" DESIGNER WINDOW CASING MATTE FINISH

PRODUCT CODE:
5TT2

NOTE: Requires Window Casing Starter Strip

¹Available in Sand, White and Wicker only.

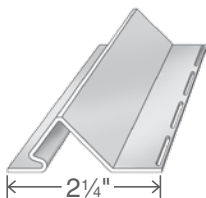


3 1/2" AND 5" DESIGNER WINDOW CASING STARTER STRIP

PRODUCT CODE:
SSDWC

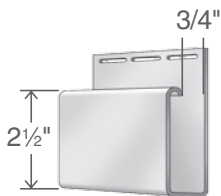
NOTE: Required for 5" and 3-1/2" Designer Window Casing.

²Available in White only.



DESIGNER WINDOW CASING MATTE FINISH

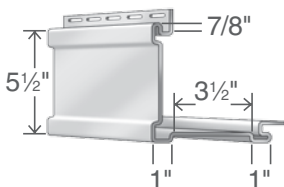
PRODUCT CODE:
DWC078



12' DESIGNER CORNER POST MATTE FINISH

PRODUCT CODE:
DESOCP12

²Available in White only.



SPECIFICATIONS

LENGTH 20'/6.10 M

PCS/CTN 5

LF/CTN 100'/30.5 M

LBS/CTN..... 33 LB/15 KG

PRICE

LENGTH 12'/3.66 M

PCS/CTN 25

LF/CTN 300'/91.4 M

LBS/CTN..... 33.1 LB/15 KG

PRICE

LENGTH 12' 6"/3.81 M

PCS/CTN 8

LF/CTN 100'/30.5 M

LBS/CTN..... 22 LB/10 KG

PRICE

LENGTH 12'/3.66 M

PCS/CTN 5

LF/CTN 60'/18.3 M

LBS/CTN..... 36 LB/16.5 KG

PRICE

**COLORSCAPES®
PREMIUM COLORS**

CYP - CYPRESS

PC - PEBBLE CLAY

**COLORSCAPES®
TRADITIONAL COLORS**

SA - SAND¹

WH - WHITE^{1,2}

WI - WICKER¹

HS - HARVARD SLATE

LI - LINEN

Designer Accessories


PRODUCT

DESIGNER CROWN MOULDING

MATTE FINISH

PRODUCT CODE:

DCM



BAY WINDOW CORNER

PRODUCT CODE:

BWCN



3/4" FLEXIBLE J-CHANNEL

PRODUCT CODE:

FLEXJ01



SPECIFICATIONS

LENGTH 10'/3.05 M

PCS/CTN 10

LF/CTN 200'/30.5 M

LBS/CTN..... 21 LB/9.5 KG

PRICE

LENGTH 12' 6"/3.81 M

PCS/CTN 6

LF/CTN 75'/22.86 M

LBS/CTN..... 29 LB/13.2 KG

PRICE

LENGTH 12' 6"/3.81 M

PCS/CTN 12

LF/CTN 250'/76.2 M

LBS/CTN..... 40 LB/18.1 KG

PRICE

**COLORSCAPES®
TRADITIONAL COLORS**

WH - WHITE



Traditional Accessories

PRODUCT

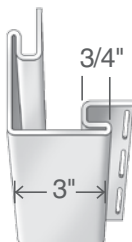
**UNIVERSAL
OUTSIDE
CORNER POST**
WOODGRAIN FINISH

PRODUCT CODE:
034UWGOCP



**UNIVERSAL
OUTSIDE
CORNER POST**
MATTE FINISH

PRODUCT CODE:
034MOP



SPECIFICATIONS

LENGTH 10'/3.05 M

PCS/CTN 10

LF/CTN 100'/30.5 M

LBS/CTN..... 35.3 LB/16 KG

PRICE

LENGTH 10'/3.05 M

PCS/CTN 10

LF/CTN 100'/30.5 M

LBS/CTN..... 35.3 LB/16 KG

PRICE

**COLORSCAPES®
DARK COLORS**

RDWD - REDWOOD

NC - NATURAL CEDAR

SHM - SHAMROCK

MS - MIDNIGHT SURF

GRA - GRANITE

HRB - HERITAGE BLUE

IRST - IRONSTONE

COCO - COCOA

WGWD - WEDGEWOOD

WG - WEATHERED GRAY

MBL - MARINE BLUE

UB - URBAN BRONZE

**COLORSCAPES®
PREMIUM COLORS**

CYP - CYPRESS

PC - PEBBLE CLAY

STO - STORM

WA - WALNUT

TM - TREE MOSS

RS - ROCKSLIDE

TA - TOASTED ALMOND

**COLORSCAPES®
TRADITIONAL COLORS**

VC - VINTAGE CREAM

SA - SAND

BST - BROWNSTONE

WH - WHITE

HE - HEATHER

WI - WICKER

HS - HARVARD SLATE

LI - LINEN

GSG - FLAGSTONE

BLGY - BLUE GRAY

SS - STERLING

MA - SOFT MAPLE

Traditional Accessories

PRODUCT

UNIVERSAL OUTSIDE CORNER POST 12' MATTE FINISH

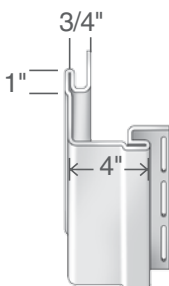
PRODUCT CODE:
034MOP12

¹Available in White only.



4" MATTE OUTSIDE CORNER POST MATTE FINISH

PRODUCT CODE:
034RBPMOP



SPECIFICATIONS

LENGTH 12'/3.66 M

PCS/CTN 10

LF/CTN 120'/36.6 M

LBS/CTN..... 45 LB/20.5 KG

PRICE

LENGTH 10'/3.05 M

PCS/CTN 10

LF/CTN 100'/30.5 M

LBS/CTN..... 49.2 LB/22.3 KG

PRICE

**COLORSCAPES®
PREMIUM COLORS**

CYP - CYPRESS

PC - PEBBLE CLAY

**COLORSCAPES®
TRADITIONAL COLORS**

SA - SAND

WH - WHITE¹

WI - WICKER

HS - HARVARD SLATE

LI - LINEN



Traditional Accessories

PRODUCT

UNIVERSAL INSIDE CORNER POST

MATTE FINISH

PRODUCT CODE:

078MIP

¹Not available in Musket Brown.

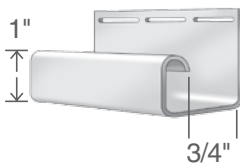


UNIVERSAL J-CHANNEL

MATTE FINISH

PRODUCT CODE:

0341MJC

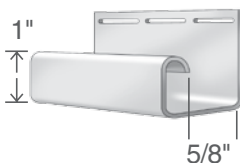


5/8" J-CHANNEL

MATTE FINISH

PRODUCT CODE:

0581MJC



SPECIFICATIONS

LENGTH 10'/3.05 M

PCS/CTN 10

LF/CTN 100'/30.4 M

LBS/CTN..... 25 LB/11.5 KG

PRICE

LENGTH 12' 6"/3.81 M

PCS/CTN 40

LF/CTN 500'/152.4 M

LBS/CTN..... 52.25 LB/23.75 KG

PRICE

LENGTH 12' 6"/3.81 M

PCS/CTN 40

LF/CTN 500'/152.4 M

LBS/CTN..... 50.5 LB/23 KG

PRICE

**COLORSCAPES®
DARK COLORS**

RDWD - REDWOOD

NC - NATURAL CEDAR

SHM - SHAMROCK

MS - MIDNIGHT SURF

GRA - GRANITE

HRB - HERITAGE BLUE

IRST - IRONSTONE

COCO - COCOA

WGWD - WEDGEWOOD

WG - WEATHERED GRAY

MBL - MARINE BLUE

UB - URBAN BRONZE

MBR - MUSKET BROWN*

**COLORSCAPES®
PREMIUM COLORS**

CYP - CYPRESS

PC - PEBBLE CLAY

STO - STORM

WA - WALNUT

TM - TREE MOSS

RS - ROCKSLIDE

TA - TOASTED ALMOND

**COLORSCAPES®
TRADITIONAL COLORS**

VC - VINTAGE CREAM

SA - SAND

BST - BROWNSTONE

WH - WHITE

HE - HEATHER

WI - WICKER

HS - HARVARD SLATE

LI - LINEN

GSG - FLAGSTONE

BLGY - BLUE GRAY

SS - STERLING


MA - SOFT MAPLE

Traditional Accessories

PRODUCT

1 1/8" J-CHANNEL MATTE FINISH


PRODUCT CODE:
HAV118JC



1/2" J-CHANNEL MATTE FINISH

PRODUCT CODE:
012MJC

¹Available in Pebble Clay,
Sand, White, Wicker and Linen.



SPECIFICATIONS

LENGTH 12' 6"/3.81 M

PCS/CTN 24

LF/CTN 300'/91.44 M

LBS/CTN..... 58.31 LB/26.5 KG

PRICE

LENGTH 12' 6"/3.81 M

PCS/CTN 40

LF/CTN 500'/152.4 M

LBS/CTN..... 40.3 LB/18.3 KG

PRICE

**COLORSCAPES®
DARK COLORS**

RDWD - REDWOOD

NC - NATURAL CEDAR

SHM - SHAMROCK

MS - MIDNIGHT SURF

GRA - GRANITE

HRB - HERITAGE BLUE

WG - WEATHERED GRAY

UB - URBAN BRONZE

**COLORSCAPES®
PREMIUM COLORS**

CYP - CYPRESS

PC - PEBBLE CLAY¹

STO - STORM

WA - WALNUT

RS - ROCKSLIDE

**COLORSCAPES®
TRADITIONAL COLORS**

VC - VINTAGE CREAM

SA - SAND¹

BST - BROWNSTONE

WH - WHITE^{1,2}

HE - HEATHER

WI - WICKER¹

HS - HARVARD SLATE

LI - LINEN¹

GSG - FLAGSTONE

BLGY - BLUE GRAY

SS - STERLING

MA - SOFT MAPLE

Traditional Accessories

PRODUCT

FINISH TRIM

PRODUCT CODE:
MATTE: **MFT**



SPECIFICATIONS

LENGTH 12' 6"/3.81 M

PCS/CTN 40

LF/CTN 500'/152 M

LBS/CTN.....36 LBS/16.5 KG

PRICE



**COLORSCAPES®
DARK COLORS**

RDWD - REDWOOD

NC - NATURAL CEDAR

SHM - SHAMROCK

MS - MIDNIGHT SURF

GRA - GRANITE

HRB - HERITAGE BLUE

IRST - IRONSTONE

COCO - COCOA

WGWD - WEDGEWOOD

WG - WEATHERED GRAY

MBL - MARINE BLUE

UB - URBAN BRONZE

**COLORSCAPES®
PREMIUM COLORS**

CYP - CYPRESS

PC - PEBBLE CLAY

STO - STORM

WA - WALNUT

TM - TREE MOSS

RS - ROCKSLIDE

TA - TOASTED ALMOND

**COLORSCAPES®
TRADITIONAL COLORS**

VC - VINTAGE CREAM

SA - SAND

BST - BROWNSTONE

WH - WHITE

HE - HEATHER

WI - WICKER

HS - HARVARD SLATE

LI - LINEN

GSG - FLAGSTONE

BLGY - BLUE GRAY

SS - STERLING

MA - SOFT MAPLE

Traditional Accessories

PRODUCT

DUAL UNDERSILL TRIM
 MATTE FINISH
 PRODUCT CODE:
DUST



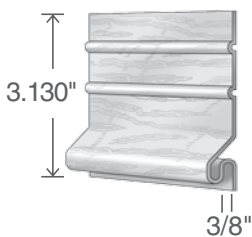
VERTICAL BASE TRIM
 MATTE FINISH
 PRODUCT CODE:
MVBT

¹Available in White only.



STARTER STRIP
 PRODUCT CODE:
SS01

¹Available in White only.



SPECIFICATIONS

LENGTH 12' 6"/3.81 M

PCS/CTN 20

LF/CTN 250'/76.2 M

LBS/CTN..... 58 LB/26.4 KG

PRICE

LENGTH 12' 6"/3.81 M

PCS/CTN 24

LF/CTN 300'/91.4 M

LBS/CTN..... 26.9 LB/12.2 KG

PRICE

LENGTH 12' 6"/3.81 M

PCS/CTN 40

LF/CTN 500'/152.4 M

LBS/CTN..... 65 LB/29.5 KG

PRICE

**COLORSCAPES®
PREMIUM COLORS**

CYP - CYPRESS

PC - PEBBLE CLAY

WA - WALNUT

**COLORSCAPES®
TRADITIONAL COLORS**

VC - VINTAGE CREAM

SA - SAND

BST - BROWNSTONE

WH - WHITE¹

WI - WICKER

HS - HARVARD SLATE

LI - LINEN

GSG - FLAGSTONE

Traditional Accessories

PRODUCT

DRIP CAP WIDE

MATTE FINISH

PRODUCT CODE:

MDC2



SPECIFICATIONS

LENGTH	12' 6"/3.81 M
PCS/CTN	40
LF/CTN	500'/152.4 M
LBS/CTN.....	60 LB/27.3 KG
PRICE	



COLORSCAPES® DARK COLORS

RDWD - REDWOOD

NC - NATURAL CEDAR

SHM - SHAMROCK

MS - MIDNIGHT SURF

GRA - GRANITE

HRB - HERITAGE BLUE

IRST - IRONSTONE

COLORSCAPES® PREMIUM COLORS

CYP - CYPRESS

PC - PEBBLE CLAY

STO - STORM

WA - WALNUT

TM - TREE MOSS

RS - ROCKSLIDE

TA - TOASTED ALMOND

COLORSCAPES® TRADITIONAL COLORS

VC - VINTAGE CREAM

SA - SAND

BST - BROWNSTONE

WH - WHITE

HE - HEATHER

WI - WICKER

HS - HARVARD SLATE

LI - LINEN

GSG - FLAGSTONE

BLGY - BLUE GRAY

SS - STERLING

MA - SOFT MAPLE

Designer Soffit

PRODUCT


GAUGE: NOMINAL THICKNESS 0.044"

TRIPLE 3 $\frac{1}{3}$ " SOFFIT MATTE FINISH

PRODUCT CODE:
SOLID: RST3NS

Use with 3/4" Frieze Trim and
3/4" T-Trim.

¹Available in Musket Brown
and White only.



SOLID

3/4"

MATTE FINISH

PRODUCT CODE:
**HIDDEN VENT:
RST3NSHV**

Use with 3/4" Frieze Trim and
3/4" T-Trim.



HIDDEN VENT

SPECIFICATIONS

LENGTH 12'/3.81 M
 SQ/CTN 2/17.84 SQ M
 PCS/CTN 20
 LBS/CTN..... 104 LB/477 KG
 CTNS/SKID..... 11
 PRICE

VENTILATION AREA

PER LF 10.0 SQ IN
 PER SF 12.0 SQ IN
 PER PANEL 120.0 SQ IN
 CTNS/SKID..... 11
 PRICE

**COLORSCAPES®
 DARK COLORS**

MBR - MUSKET BROWN¹

**COLORSCAPES®
 PREMIUM COLORS**

PC - PEBBLE CLAY

**COLORSCAPES®
 TRADITIONAL COLORS**

SA - SAND

BST - BROWNSTONE

WH - WHITE¹

HE - HEATHER

WI - WICKER

HS - HARVARD SLATE

LI - LINEN

Musket Brown for Soffit use only.

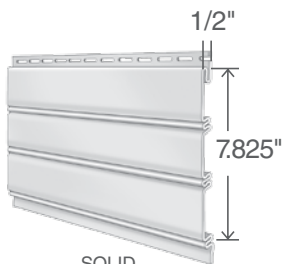
Designer Soffit

PRODUCT

GAUGE: NOMINAL THICKNESS 0.042"

BEADED SOFFIT MATTE FINISH

PRODUCT CODE:
SOLID: DBP



PRODUCT CODE:
VENTED: DBV

Use 1/2" J-Channel or 3/8"
Designer Crown J.

Solid suitable for sidewall
applications.



VENTED

SPECIFICATIONS

LENGTH 12' 6"/3.81 M
 SQ/CTN 1/9.29 SQ M
 PCS/CTN 12
 LBS/CTN..... 60 LB/27.2 KG
 CTNS/SKID..... 20
 PRICE

VENTILATION AREA

PER LF 2.4. SQ IN
 PER SF 3.0 SQ IN
 PER PANEL 36.0 SQ IN
 CTNS/SKID..... 20
 PRICE

**COLORSCAPES®
 PREMIUM COLORS**

PC - PEBBLE CLAY

**COLORSCAPES®
 TRADITIONAL COLORS**

SA - SAND

WH - WHITE

WI - WICKER

LI - LINEN

SS - STERLING

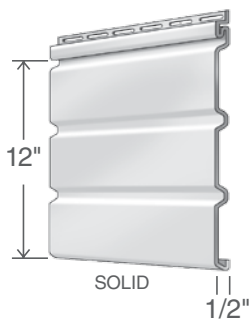
Traditional Soffit

PRODUCT

GAUGE: NOMINAL THICKNESS 0.042"


TRIPLE 4 SOFFIT MATTE FINISH

PRODUCT CODE:
SOLID: RST4M



PRODUCT CODE:
**FULLY VENTED:
RST4MP**


Not suitable for sidewall applications.



PRODUCT CODE:
**CENTER VENTED:
RST4MPC**

*Available in White only.

Not suitable for sidewall applications.



SPECIFICATIONS

LENGTH	12'/3.66 M
SQ/CTN	2/17.84 SQ M
PCS/CTN	16
LBS/CTN.....	91.5 LB/41.5 KG
CTNS/SKID.....	15
PRICE	

VENTILATION AREA

PER LF	7.7 SQ IN
PER SF	7.7 SQ IN
PER PANEL	91.8 SQ IN
CTNS/SKID.....	15
PRICE	

VENTILATION AREA

PER LF	2.55 SQ IN
PER SF	2.55 SQ IN
PER PANEL	30.6 SQ IN
CTNS/SKID.....	15
PRICE	

**COLORSCAPES®
DARK COLORS**

RDWD - REDWOOD

NC - NATURAL CEDAR

SHM - SHAMROCK

MS - MIDNIGHT SURF

GRA - GRANITE

HRB - HERITAGE BLUE

IRST - IRONSTONE

COCO - COCOA

WGWD - WEDGEWOOD

WG - WEATHERED GRAY

MBL - MARINE BLUE

UB - URBAN BRONZE

MBR - MUSKET BROWN

**COLORSCAPES®
PREMIUM COLORS**

CYP - CYPRESS

PC - PEBBLE CLAY

STO - STORM

WA - WALNUT

TM - TREE MOSS

RS - ROCKSLIDE

TA - TOASTED ALMOND

**COLORSCAPES®
TRADITIONAL COLORS**

VC - VINTAGE CREAM

SA - SAND

BST - BROWNSTONE

WH - WHITE¹

HE - HEATHER

WI - WICKER

HS - HARVARD SLATE

LI - LINEN

GSG - FLAGSTONE

BLGY - BLUE GRAY

SS - STERLING

MA - SOFT MAPLE

Musket Brown for Soffit use only.

Traditional Soffit

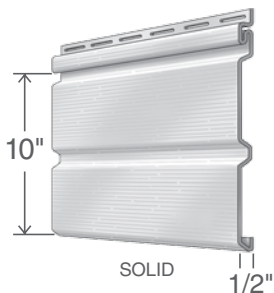
PRODUCT

GAUGE: NOMINAL THICKNESS 0.042"

DOUBLE 5 SOFFIT BRUSH FINISH


PRODUCT CODE:
SOLID: RSD5VSBF

Solid suitable for sidewall applications.



PRODUCT CODE:
**FULLY VENTED:
RSD5VVBFB**

Not suitable for sidewall applications.



SPECIFICATIONS

LENGTH	12 ¹ / ₃ .66 M
SQ/CTN	2 ¹ / ₇ .84 SQ M
PCS/CTN	20
LBS/CTN.....	85 LB/38.5 KG
CTNS/SKID.....	14
PRICE	

VENTILATION AREA

PER LF	7.7 SQ IN
PER SF	9.2 SQ IN
PER PANEL	91.9 SQ IN
LBS/CTN.....	85 LB/38.5 KG
CTNS/SKID.....	14
PRICE	

**COLORSCAPES®
DARK COLORS**

MBR - MUSKET BROWN

**COLORSCAPES®
PREMIUM COLORS**

CYP - CYPRESS

PC - PEBBLE CLAY

WA - WALNUT

**COLORSCAPES®
TRADITIONAL COLORS**

VC - VINTAGE CREAM

SA - SAND

BST - BROWNSTONE

WH - WHITE¹

HE - HEATHER

WI - WICKER

HS - HARVARD SLATE

LI - LINEN

GSG - FLAGSTONE

BLGY - BLUE GRAY

SS - STERLING

MA - SOFT MAPLE



Musket Brown for Soffit use only.


Builder Soffit

PRODUCT

GAUGE: NOMINAL THICKNESS 0.038"

TRIPLE 4 SOFFIT MATTE FINISH

PRODUCT CODE:
SOLID: BUT4M



PRODUCT CODE:
**FULLY VENTED:
BUT4MP**



FULLY VENTED

PRODUCT CODE:
**CENTER VENTED:
BUT4MC**

¹Available in White only.



CENTER VENTED

SPECIFICATIONS

LENGTH	12'/3.66 M
SQ/CTN	2/17.84 SQ M
PCS/CTN	16
LBS/CTN.....	80.2 LB/36 KG
CTNS/SKID.....	15
PRICE	

VENTILATION AREA

PER LF	7.7 SQ IN
PER SF	7.7 SQ IN
PER PANEL	91.8 SQ IN
CTNS/SKID.....	15
PRICE	

VENTILATION AREA

PER LF	2.55 SQ IN
PER SF	2.55 SQ IN
PER PANEL	30.6 SQ IN
CTNS/SKID.....	15
PRICE	

**COLORSCAPES®
DARK COLORS**

MBR - MUSKET BROWN

**COLORSCAPES®
PREMIUM COLORS**

PC - PEBBLE CLAY

**COLORSCAPES®
TRADITIONAL COLORS**

SA - SAND

WH - WHITE¹

WI - WICKER

HS - HARVARD SLATE

LI - LINEN

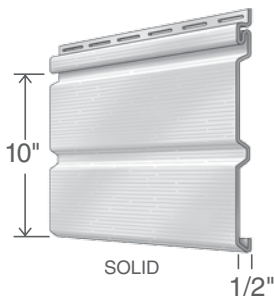
Builder Soffit

PRODUCT

GAUGE: NOMINAL THICKNESS 0.038"


DOUBLE 5 SOFFIT BRUSH FINISH

PRODUCT CODE:
SOLID: BUD5



PRODUCT CODE:
**FULLY VENTED:
BUD5P**

Not suitable for sidewall applications.



SPECIFICATIONS

LENGTH	12'/3.66 M
SQ/CTN	2/17.84 SQ M
PCS/CTN	20
LBS/CTN.....	78.7 LB/35.7 KG
CTNS/SKID.....	14
PRICE	

VENTILATION AREA

PER LF	7.7 SQ IN
PER SF	9.2 SQ IN
PER PANEL	91.9 SQ IN
CTNS/SKID.....	14
PRICE	

**COLORSCAPES®
DARK COLORS**

MBR - MUSKET BROWN

**COLORSCAPES®
PREMIUM COLORS**

PC - PEBBLE CLAY

**COLORSCAPES®
TRADITIONAL COLORS**

SA - SAND

WH - WHITE

WI - WICKER

HS - HARVARD SLATE

LI - LINEN

Musket Brown for Soffit use only.




Soffit Accessories

PRODUCT

FRIEZE TRIM
MATTE FINISH
PRODUCT CODE: **FT**



5/8" J-CHANNEL
MATTE FINISH
PRODUCT CODE:
0581MJC



SPECIFICATIONS

LENGTH 12' 6"/3.81 M
 PCS/CTN 24
 LF/CTN 300'/91.4 M
 LBS/CTN..... 38.6 LB/17.5 KG
 PRICE

LENGTH 12' 6"/3.81 M
 PCS/CTN 40
 LF/CTN 500'/152.4 M
 LBS/CTN..... 48.5 LB/22 KG
 PRICE

**COLORSCAPES®
 DARK COLORS**

RDWD - REDWOOD

NC - NATURAL CEDAR

SHM - SHAMROCK

MS - MIDNIGHT SURF

GRA - GRANITE

HRB - HERITAGE BLUE

IRST - IRONSTONE

COCO - COCOA

WGWD - WEDGEWOOD

WG - WEATHERED GRAY

MBL - MARINE BLUE

UB - URBAN BRONZE

MBR - MUSKET BROWN

**COLORSCAPES®
 PREMIUM COLORS**

CYP - CYPRESS

PC - PEBBLE CLAY

STO - STORM

WA - WALNUT

TM - TREE MOSS

RS - ROCKSLIDE

TA - TOASTED ALMOND

**COLORSCAPES®
 TRADITIONAL COLORS**

VC - VINTAGE CREAM

SA - SAND

BST - BROWNSTONE

WH - WHITE

HE - HEATHER

WI - WICKER

HS - HARVARD SLATE

LI - LINEN

GSG - FLAGSTONE

BLGY - BLUE GRAY

SS - STERLING

MA - SOFT MAPLE

Musket Brown for Soffit use only.

Soffit Accessories

PRODUCT

3/4" FRIEZE TRIM
MATTE FINISH
PRODUCT CODE: **FC**



SPECIFICATIONS

LENGTH 12' 6"/3.81 M
 PCS/CTN 24
 LF/CTN 300'/91.4 M
 LBS/CTN..... 38.6 LB/17.5 KG
 PRICE

**COLORSCAPES®
 PREMIUM COLORS**

CYP - CYPRESS

PC - PEBBLE CLAY

**COLORSCAPES®
 TRADITIONAL COLORS**

VC - VINTAGE CREAM

SA - SAND

BST - BROWNSTONE

WH - WHITE

HE - HEATHER

WI - WICKER

HS - HARVARD SLATE

LI - LINEN



Soffit Accessories

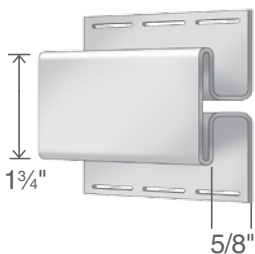
PRODUCT

T-TRIM

MATTE FINISH

PRODUCT CODE:

T-TRIM



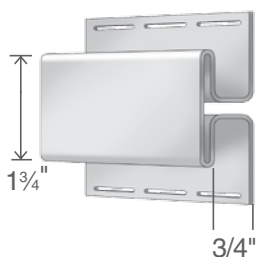
3/4" T-TRIM

MATTE FINISH

PRODUCT CODE:

034TTRIM

For use with Triple
3-1/3" Soffit.




DESIGNER CROWN MOULDING

MATTE FINISH

PRODUCT CODE:

DCM

¹Available in White only.



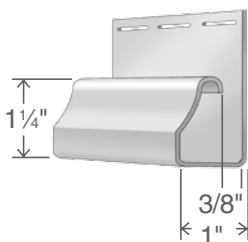
3/8" DESIGNER CROWN J

MATTE FINISH

PRODUCT CODE:

DCJ038

¹Available in White only.



SPECIFICATIONS

LENGTH 10'/3.05 M
 PCS/CTN 20
 LF/CTN 200'/61 M
 LBS/CTN..... 41.9 LB/19 KG
 PRICE

LENGTH 12' 6"/3.81 M
 PCS/CTN 16
 LF/CTN 200'/61 M
 LBS/CTN..... 41.9 LB/19 KG
 PRICE

LENGTH 10'/3.05 M
 PCS/CTN 20
 LF/CTN 200'/61 M
 LBS/CTN..... 21 LB/9.5 KG
 PRICE

LENGTH 12' 6"/3.81 M
 PCS/CTN 24
 LF/CTN 300'/91.4 M
 LBS/CTN..... 38.7 LB/18 KG
 PRICE

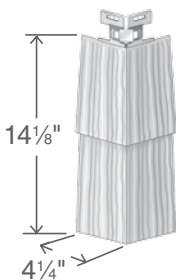
**COLORSCAPES®
 PREMIUM COLORS**

PC - PEBBLE CLAY

**COLORSCAPES®
 TRADITIONAL COLORS**

WH - WHITE¹

WI - WICKER

PRODUCT**DOUBLE 7"
CEDAR SHINGLE**PRODUCT CODE:
D7CEDARUse with 3/4" pocket
accessories.**D7 CEDAR
SHINGLE
CORNER POST**PRODUCT CODE:
D7CEDAROCP**UNIVERSAL
SHAKE AND
STONE STARTER
STRIP**PRODUCT CODE:
USTARTER

Available in Metal only.



SPECIFICATIONS

LENGTH4.48'/1.37 M
 SQ/CTN 0.50/4.65 SQ M
 PCS/CTN 10
 LBS/CTN.....38 LB/17.24 KG
 CTNS/SKID..... 12
 PRICE

LENGTH15.9"/.404 M
 PCS/CTN 10
 LBS/CTN..... 10 LB/4.54 KG
 PRICE

LENGTH 10'/3.04 M
 PCS/CTN25
 LF/CTN 250'/76.2 M
 LBS/CTN..... 54 LB/24.4 KG
 PRICE

**COLORSCAPES®
WOODLAND**

54 - BLACKWALNUT

93 - SEDONA SHADOW

94 - MOUNTAIN ASH

95 - RUSTIC GRAY

**COLORSCAPES®
WEATHERED**

63 - GRAY MOSS

89 - COTTONWOOD

90 - AGED PEWTER

92 - STONEHEDGE

**COLORSCAPES®
DARK COLORS**

RDWD - REDWOOD

NC - NATURAL CEDAR

SHM - SHAMROCK

MS - MIDNIGHT SURF

GRA - GRANITE

HRB - HERITAGE BLUE

IRST - IRONSTONE

COCO - COCOA

WGWD - WEDGEWOOD

WG - WEATHERED GRAY

MBL - MARINE BLUE

UB - URBAN BRONZE

**COLORSCAPES®
PREMIUM COLORS**

CYP - CYPRESS

PC - PEBBLE CLAY

STO - STORM

WA - WALNUT

TM - TREE MOSS

RS - ROCKSLIDE

TA - TOASTED ALMOND

**COLORSCAPES®
TRADITIONAL COLORS**

VC - VINTAGE CREAM

SA - SAND

BST - BROWNSTONE

WH - WHITE

HE - HEATHER

WI - WICKER

HS - HARVARD SLATE

LI - LINEN

GSG - FLAGSTONE

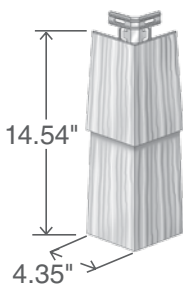
BLGY - BLUE GRAY

SS - STERLING

MA - SOFT MAPLE

PRODUCT**8' SINGLE 7" CEDAR SHINGLE**PRODUCT CODE:
S7CEDAR

Use with 3/4" pocket accessories.

**S7 CORNER**PRODUCT CODE:
S7CEDAROCF**UNIVERSAL SHAKE AND STONE STARTER STRIP**PRODUCT CODE:
USTARTER

Available in Metal only.



SPECIFICATIONS

LENGTH 8'/2.44 M
 SQ/CTN 1/9.29 SQ M
 PCS/CTN 22
 LBS/CTN..... 72 LB/32.66 KG
 CTNS/SKID..... 20
 PRICE

LENGTH 15.97"/.406 M
 PCS/CTN 10
 LBS/CTN..... 10 LB/4.54 KG
 PRICE

LENGTH 10'/3.04 M
 PCS/CTN 25
 LF/CTN 250'/76.2 M
 LBS/CTN..... 54 LB/24.4 KG
 PRICE

**COLORSCAPES®
WOODLAND**

54 - BLACKWALNUT

93 - SEDONA SHADOW

94 - MOUNTAIN ASH

95 - RUSTIC GRAY

**COLORSCAPES®
WEATHERED**

63 - GRAY MOSS

89 - COTTONWOOD

90 - AGED PEWTER

92 - STONEHEDGE

**COLORSCAPES®
DARK COLORS**

RDWD - REDWOOD

NC - NATURAL CEDAR

SHM - SHAMROCK

MS - MIDNIGHT SURF

GRA - GRANITE

HRB - HERITAGE BLUE

IRST - IRONSTONE

COCO - COCOA

WGWD - WEDGEWOOD

WG - WEATHERED GRAY

MBL - MARINE BLUE

UB - URBAN BRONZE

**COLORSCAPES®
PREMIUM COLORS**

CYP - CYPRESS

PC - PEBBLE CLAY

STO - STORM

WA - WALNUT

TM - TREE MOSS

RS - ROCKSLIDE

TA - TOASTED ALMOND

**COLORSCAPES®
TRADITIONAL COLORS**

VC - VINTAGE CREAM

SA - SAND

BST - BROWNSTONE

WH - WHITE

HE - HEATHER

WI - WICKER

HS - HARVARD SLATE

LI - LINEN

GSG - FLAGSTONE

BLGY - BLUE GRAY

SS - STERLING

MA - SOFT MAPLE

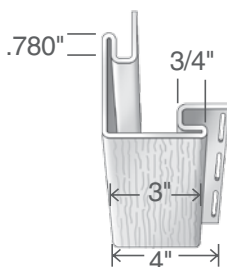
PRODUCT
DOUBLE 5" SHINGLE

 PRODUCT CODE:
D5SHINGLE

Use with 3/4" pocket accessories.


UNIVERSAL OUTSIDE CORNER POST

 WOODGRAIN FINISH
 PRODUCT CODE:
034UWGOCP

 MATTE FINISH
 PRODUCT CODE:
034MOP

UNIVERSAL SHAKE AND STONE STARTER STRIP

 PRODUCT CODE:
USTARTER

Available in Metal only.



SPECIFICATIONS

LENGTH 67"/1.7 M
 SQ/CTN 0.50/4.65 SQ M
 PCS/CTN 11
 LBS/CTN..... 35 LB/15.8 KG
 CTNS/SKID..... 16
 PRICE

LENGTH 10'/3.05 M
 PCS/CTN 10
 LF/CTN 100/30.5 M
 LBS/CTN..... 35.3 LB/16 KG
 PRICE

LENGTH 10'/3.04 M
 PCS/CTN 25
 LF/CTN 250'/76.2 M
 LBS/CTN..... 54 LB/24.4 KG
 PRICE

**COLORSCAPES®
 PREMIUM COLORS**

CYP - CYPRESS

PC - PEBBLE CLAY

STO - STORM

TA - TOASTED ALMOND

**COLORSCAPES®
 TRADITIONAL COLORS**

SA - SAND

WH - WHITE

HS - HARVARD SLATE

SS - STERLING

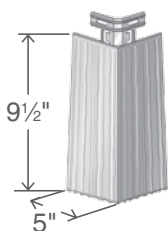
PRODUCT**S9 HAND-SPLIT
CEDAR SHAKE**

PRODUCT CODE:
S9HSCEDAR

Use with 1 1/8" pocket
accessories.

**S9 HAND-SPLIT
SHAKE CORNER
POST**

PRODUCT CODE:
S9SCEDAROCP

**UNIVERSAL
SHAKE AND
STONE STARTER
STRIP**

PRODUCT CODE:
USTARTER

Available in Metal only.



SPECIFICATIONS

PROJECTION.....75"/0.019 M

LENGTH ... 92.875"/2.359 SQ M

SQS/CTN 0.50"/4.65 SQ M

PCS/CTN 9

LBS/SKID..... 36.5 LB/16.5 KG

CTNS/SKID.....21

PRICE

LENGTH 11"/0.2794 M

PCS/CTN 10

LBS/CTN..... 5 LB/2.26 KG

PRICE

LENGTH 10'/3.04 M

PCS/CTN 25

LF/CTN 250'/76.2 M

LBS/CTN..... 54 LB/24.4 KG

PRICE

**COLORSCAPES®
DARK COLORS**

RDWD - REDWOOD

NC - NATURAL CEDAR

SHM - SHAMROCK

HRB - HERITAGE BLUE

IRST - IRONSTONE

WG - WEATHERED GRAY

MBL - MARINE BLUE

UB - URBAN BRONZE

**COLORSCAPES®
PREMIUM COLORS**

PC - PEBBLE CLAY

WA - WALNUT

**COLORSCAPES®
TRADITIONAL COLORS**

SA - SAND


WI - WICKER

HS - HARVARD SLATE

PRODUCT
**HALF ROUND
CEDAR SHINGLE**

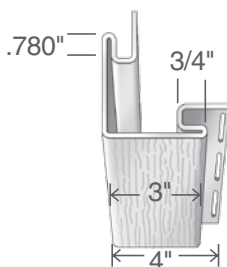
PRODUCT CODE:
HRCEDAR

Use with 3/4" pocket
accessories.


**UNIVERSAL
OUTSIDE
CORNER POST**

WOODGRAIN FINISH
PRODUCT CODE:
034UWGOCP

MATTE FINISH
PRODUCT CODE:
034MOP


**UNIVERSAL
SHAKE AND
STONE STARTER
STRIP**

PRODUCT CODE:
USTARTER

Available in Metal only.



SPECIFICATIONS

LENGTH 77"/1.96 M
 SQ/CTN 0.50/4.65 SQ M
 PCS/CTN 15
 LBS/CTN.....47 LB/21.32 KG
 CTNS/SKID.....24
 PRICE

LENGTH 10'/3.05 M
 PCS/CTN 10
 LF/CTN 100/30.5 M
 LBS/CTN..... 35.3 LB/16 KG
 PRICE

LENGTH 10'/3.04 M
 PCS/CTN 25
 LF/CTN 250'/76.2 M
 LBS/CTN..... 54 LB/24.4 KG
 PRICE

**COLORSCAPES®
 PREMIUM COLORS**

PC - PEBBLE CLAY

**COLORSCAPES®
 TRADITIONAL COLORS**

SA - SAND

WH - WHITE

LI - LINEN

**ATLAS
STONE**

ENGINEERED BY ROYAL BUILDING PRODUCTS

Another dimension of gorgeous.






PRODUCT

STACKED STONE PANEL


PRODUCT CODE:
STONESS



STACKED STONE CORNER


PRODUCT CODE:
STONESSOCP

Boxes include six
corner starters.



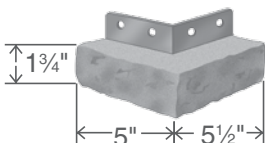
STONE LEDGE

PRODUCT CODE:
STONELDG



STONE LEDGE CORNER

PRODUCT CODE:
STONELDGOC



UNIVERSAL SHAKE AND STONE STARTER STRIP

PRODUCT CODE:
USTARTER

Available in Metal only.



SPECIFICATIONS

SQS/CTN 1/2"/.0127 M

PCS/CTN 10

PROJECTION 1"/.0254 M

LBS/CTN 42 LB/19.0 KG

CTNS/SKID 8

PRICE

PCS/CTN 6

LBS/CTN 11 LB/4.98 KG

PRICE

PCS/CTN 4

PROJECTION 1-3/4"/0.04 M

LBS/CTN 10 LB/4.53 KG

PRICE

PCS/CTN 4

PROJECTION 1-3/4"/0.04 M

LBS/CTN 1-1/2 LB/0.68 KG

PRICE

LENGTH 10'/3.04 M

PCS/CTN 25

LF/CTN 250'/76.2 M

LBS/CTN 54 LB/24.4 KG

PRICE

STONE COLORS

02 - SIERRA



03 - OXFORD



04 - MADISON



05 - DAKOTA



06 - ASPEN

STONE LEDGE COLORS

16 - CHARCOAL

17 - LIGHT GRAY

18 - TAN


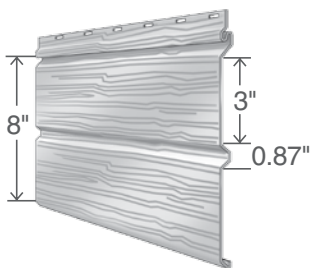
20 - MID BROWN



Aluminum Siding:
Where streamlined becomes
show stopping.





PRODUCT**6" SIDING**PRODUCT CODE:
13065**V-GROOVE SOFFIT**VENTED OR PLAIN
STYLE: **PLAIN**
PRODUCT CODE:
1310STYLE: **VENTED**
PRODUCT CODE:
1313

SPECIFICATIONS

LENGTH..... 12' M
 SF/CTN96
 PCS/CTN 16
 LBS/CTN 57 LB
 GAUGE..... 0.027"
 PROJECTION..... .625"
 PRICE

LENGTH..... 12'
 SF/CTN 126
 PCS/CTN 16
 LBS/CTN 53 LB
 GAUGE..... 0.021"
 PROJECTION..... .50"
 PRICE

VENTILATION AREA

PER LF..... 1.96 SQ IN
 PER SF2.95 SQ IN
 PRICE

PREMIUM COLORS

771 - TIMBERLINE

773 - RIVERWOOD

775 - SMOKEWOOD

777 - GREY OAK

TRADITIONAL COLORS

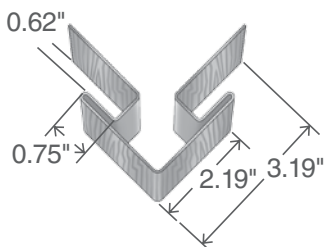
750 - AMBERWOOD

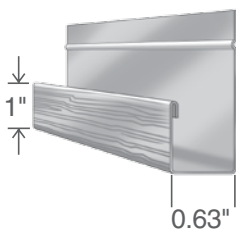
757 - SPANISH MOSS

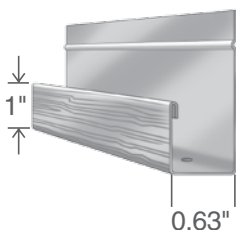
759 - CHARWOOD

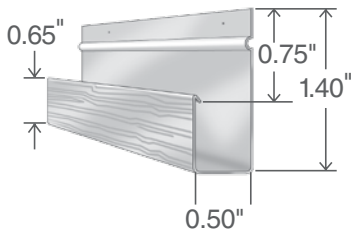
760 - CEDAR BARK

PRODUCT
OUTSIDE CORNER POST

 PRODUCT CODE:
1356

1" FACE 5/8" J-TRIM


 PRODUCT CODE:
13581

STARTER TRIM 1" FACE

 PRODUCT CODE:
1358S

1/2" J-TRIM

 PRODUCT CODE:
13715-


For use with V-Groove Soffit only.

TRIM COIL

 PRODUCT CODE:
1324523


SPECIFICATIONS

LENGTH.....9' 6"
 LF/CTN.....95
 PCS/CTN 10
 LBS/CTN 26 LB
 GAUGE..... 0.021"
 PRICE

LENGTH..... 12'
 LIN/CTN 192
 PCS/CTN 16
 LBS/CTN 21 LB
 GAUGE..... 0.021"
 PRICE

LENGTH..... 12'
 LIN/CTN 192
 PCS/CTN 16
 LBS/CTN 21 LB
 GAUGE..... 0.021"
 PRICE

LENGTH..... 12'
 LIN/CTN288
 PCS/CTN24
 LBS/CTN 21 LB
 GAUGE..... 0.021"
 PRICE

LENGTH..... 50'
 SF/ROLL 100
 PCS/ROLL 1
 LBS/ROLL 27 LB
 GAUGE..... 0.021"
 PRICE

PREMIUM COLORS

771 - TIMBERLINE

773 - RIVERWOOD

775 - SMOKEWOOD

777 - GREY OAK

TRADITIONAL COLORS

750 - AMBERWOOD

757 - SPANISH MOSS

759 - CHARWOOD

760 - CEDAR BARK

Shutters

PRODUCT

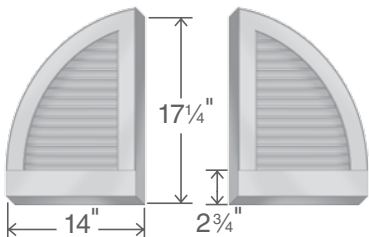
NOTE! SHUTTER SIZING IS NOMINAL.

LOUVERED ARCH TOP

PRODUCT CODE:
VNR1515AOL

Comes in pairs.

Only use with 14' Louvered Panel Shutters



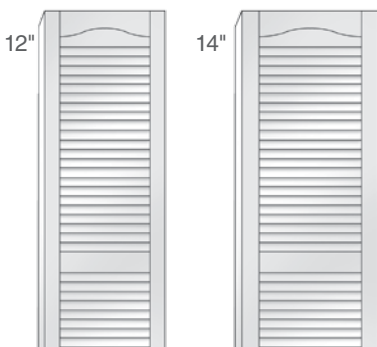
LOUVERED PANELS 12" WIDTH

PRODUCT CODE:
VNR120L

14" WIDTH

PRODUCT CODE:
VNR140L

Shutter plugs and screws with caps are included with every pair of shutters.

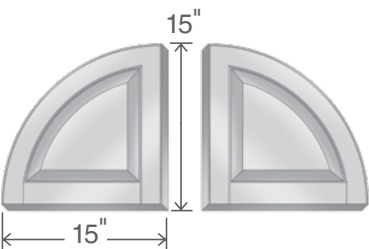


RAISED PANEL ARCH TOP

PRODUCT CODE:
VNR1515ARP

Comes in pairs.

Only use with 15' Raised Panel Shutters

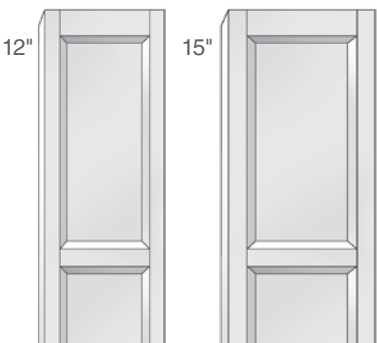


RAISED PANEL ARCH TOP

PRODUCT CODE:
VNR1515ARP

Comes in pairs.

Only use with 15' Raised Panel Shutters



SPECIFICATIONS

PCS/CTN 1

PRICE

12" WIDE

LENGTHS..... 31", 35",
39", 43", 47", 51", 55", 60", 64",
67", 71"

PRICE

14" WIDE

LENGTHS..... 25", 31", 35", 39",
43", 47", 51", 55", 59", 63", 67",
71", 75", 81"

PRICE

PCS/CTN 1

PRICE

12" WIDE

LENGTHS..... 31", 35",
39", 43", 47", 51", 55", 60", 64",
67", 71"

PRICE

15" WIDE

LENGTHS..... 31", 35", 39", 43",
47", 51", 55", 59", 63", 67", 71",
75", 81"

PRICE

**TRADITIONAL
COLORS**

CH - CHOCOLATE

BU - BLUE

WH - WHITE

BE - BERRY

RO - ROYAL

PN - PINE

SA - SANDSTONE

RD - RED

BR - BROWN

GR - GREEN

IB - INDIGO BLUE

BL - BLACK

CB - CRANBERRY

GY - GRAY

Shutters

PRODUCT

NOTE! SHUTTER SIZING IS NOMINAL.

BOARD & BATTEN THREE BOARD OPEN

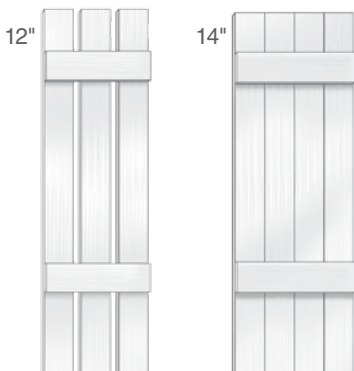
12" WIDTH

PRODUCT CODE:
VNBB3S

FOUR BOARD CLOSED

14" WIDTH

PRODUCT CODE:
VNBB4J



SHUTTERS

PRODUCT CODE:
VNR120L

Shutter plugs and screws with caps are included with every pair of shutters.



SPECIFICATIONS

12" WIDE SPLIT SHUTTER

LENGTHS.....31", 35", 39",
43", 47", 51", 55", 59", 63", 67",
71", 75", 81"

PRICE

14" WIDE JOINED SHUTTER

LENGTHS.....31", 35", 39",
43", 47", 51", 55", 59", 63", 67",
71", 75", 81"

PRICE

SHUTTER PLUGS 12 EA

SHUTTER SCREWS
(CAPS)..... 12 EA

COMPLETE MOUNTING
KIT..... 12 SCREWS/
CAPS, 12 PLUGS

PRICE

**TRADITIONAL
COLORS**

CH - CHOCOLATE

BU - BLUE

WH - WHITE

BE - BERRY

RO - ROYAL

PN - PINE

SA - SANDSTONE

RD - RED

BR - BROWN

GR - GREEN

IB - INDIGO BLUE

BL - BLACK

CB - CRANBERRY

GY - GRAY



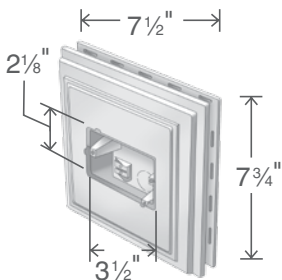
Mounts

PRODUCT

E-MOUNT ELECTRICAL MOUNTING BLOCK

PRODUCT CODE: **10**

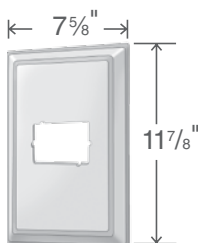
Bracket mounting holes:
No special screws required
– simply use screws that are
supplied with light fixture.



C-COVER COACH COVER

PRODUCT CODE: **14**

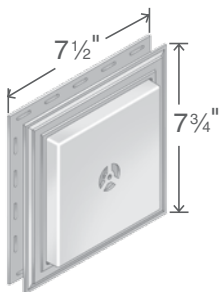
To be used with E-Mount.



CLASSIC MOUNT

PRODUCT CODE: **31**

To be used with E-Mount.



LARGE CLASSIC MOUNT

PRODUCT CODE: **32**



SPECIFICATIONS

J-CHANNEL DEPTH 1"

J-CHANNEL
POSITIONS.....75" – 1.25"

PCS/CTN 10

LBS/CTN..... 10 LB/4.54 KG

PRICE

PCS/CTN 10

LBS/CTN.....3.5 LB/1.59 KG

PRICE

J-CHANNEL DEPTH 1"

J-CHANNEL
POSITIONS.....75" – 1.25"

PCS/CTN 10

LBS/CTN..... 6 LB/3.6 KG

PRICE

J-CHANNEL DEPTH 1"

J-CHANNEL
POSITIONS.....75" – 1.25"

PCS/CTN 10

LBS/CTN..... 9 LB/2.2 KG

PRICE

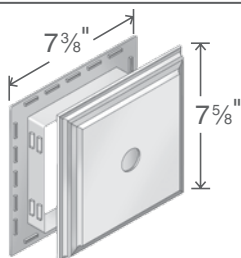
**Color
matching**

Colors are matched to Royal Building Products siding colors. Colors are also matched to most major siding manufacturers.

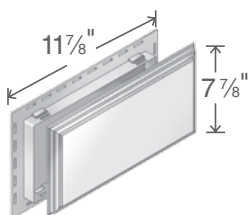
Mounts

PRODUCT

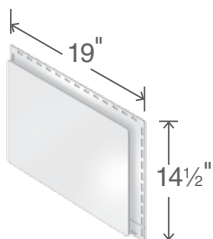
S-MOUNT
STANDARD MOUNT
PRODUCT CODE: **13**



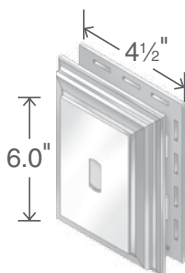
L-MOUNT
LARGE STANDARD MOUNT
PRODUCT CODE: **41**



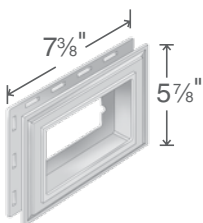
METERBASE MOUNT
PRODUCT CODE: **42**



MINI MOUNT
PRODUCT CODE: **43**



RECESS MINI MOUNT
PRODUCT CODE: **44**



SPECIFICATIONS

J-CHANNEL DEPTH 1"
 J-CHANNEL
 POSITIONS.....75" – 1.25"
 PCS/CTN 10
 LBS/CTN..... 6 LB/2.72 KG
 PRICE

J-CHANNEL DEPTH 1"
 J-CHANNEL
 POSITIONS.....75" – 1.25"
 PCS/CTN 10
 LBS/CTN..... 9 LB/4.08 KG
 PRICE

PCS/CTN 1
 LBS/CTN..... 2 LB/.9 KG
 PRICE

J-CHANNEL DEPTH75"
 J-CHANNEL
 POSITIONS.....75" – 1.25"
 PCS/CTN 10
 LBS/CTN..... 6 LB/2.72 KG
 PRICE

J-CHANNEL DEPTH 1"
 J-CHANNEL
 POSITIONS.....75" – 1.25"
 PCS/CTN 10
 LBS/CTN.....4 LB/1.81 KG
 PRICE

**Color
matching**

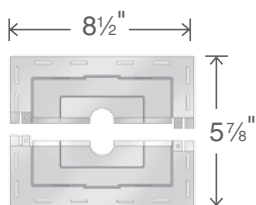
Colors are matched to Royal Building Products siding colors. Colors are also matched to most major siding manufacturers.

Mounts

PRODUCT

R-MOUNT RECESSED SPLIT MOUNT

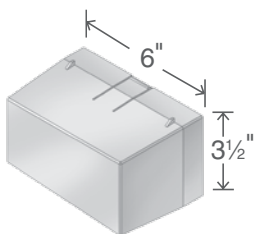
PRODUCT CODE: **15**



R-COVER RECESSED COVER

PRODUCT CODE: **16**

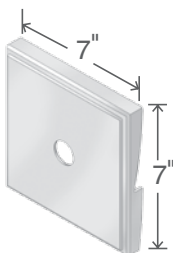
Available in Black only.



F-MOUNT FLUSH MOUNT

PRODUCT CODE: **17**

NOTE: Fits Double 4" and
5" Lap Siding



SPECIFICATIONS

 J-CHANNEL DEPTH 1"

 J-CHANNEL
 POSITIONS.....75" – 1.25"

PCS/CTN 10

LBS/CTN..... 5 LB/2.27 KG

 PRICE

PCS/CTN 10

LBS/CTN.....4 LB/1.81 KG

 PRICE

PCS/CTN 10

LBS/CTN.....4 LB/1.81 KG

 PRICE

Color matching

Colors are matched to Royal Building Products siding colors. Colors are also matched to most major siding manufacturers.

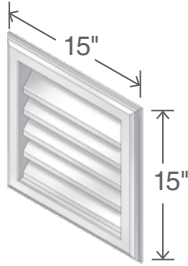
Vents

PRODUCT

GABLE VENT 15" X 15"

PRODUCT CODE: **21**

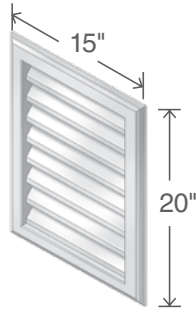
Compares with competitive
size 12" x 12"



GABLE VENT 15" X 20"

PRODUCT CODE: **22**

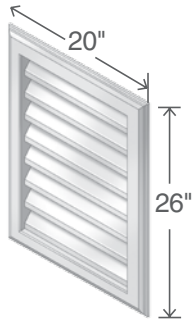
Compares with competitive
size 12" x 18"



GABLE VENT 20" X 26"

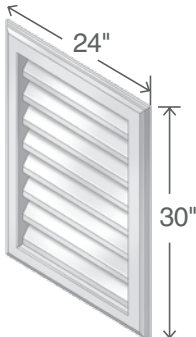
PRODUCT CODE: **23**

Compares with competitive
size 18" x 24"



GABLE VENT 24" X 30"

PRODUCT CODE: **29**



SPECIFICATIONS

VENT AREA..... 30 SQ IN

ROUGH OPENING..... 11" X 11"

J-CHANNEL DEPTH 1.9"

J-CHANNEL
POSITIONS.....75" – 1.25"

PCS/CTN 10

LBS/CTN.....3 LB/1.36 KG

PRICE

VENT AREA..... 42 SQ IN

ROUGH OPENING..... 11" X 16"

J-CHANNEL DEPTH 1.9"

J-CHANNEL
POSITIONS.....75" – 1.25"

PCS/CTN 1

LBS/CTN.....4 LB/1.81 KG

PRICE

VENT AREA..... 88 SQ IN

ROUGH OPENING..... 16" X 22"

J-CHANNEL DEPTH 1.9"

J-CHANNEL
POSITIONS.....75" – 1.25"

PCS/CTN 1

LBS/CTN..... 6.5 LB/2.95 KG

PRICE

VENT AREA..... 132 SQ IN

ROUGH OPENING.....20" X 26"

J-CHANNEL DEPTH 1.9"

J-CHANNEL
POSITIONS.....75" – 1.25"

PCS/CTN 1

LBS/CTN..... 9.5 LB/4.31 KG

PRICE

**Color
matching**

Colors are matched to Royal Building Products siding colors. Colors are also matched to most major siding manufacturers.

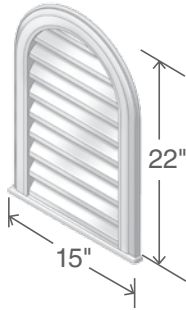
Vents

PRODUCT

ROUND TOP VENT 15" X 22"

PRODUCT CODE: **26**

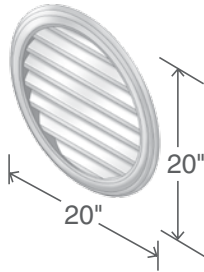
Compares with competitive
size 14" x 22"



20" ROUND VENT

PRODUCT CODE: **27**

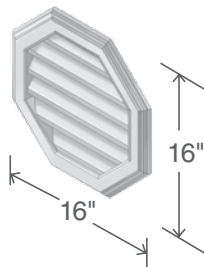
Compares with competitive
size Round 22"



16" OCTAGON VENT

PRODUCT CODE: **25**

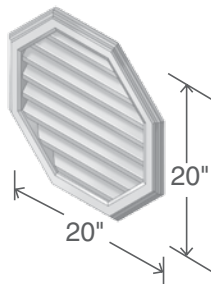
Compares with competitive
size Octagon 18"



20" OCTAGON VENT

PRODUCT CODE: **24**

Compares with competitive
size Octagon 22"



SPECIFICATIONS

VENT AREA..... 51 SQ IN

ROUGH OPENING..... 11" X 16"

J-CHANNEL DEPTH 1.9"

J-CHANNEL
POSITIONS.....75" – 1.25"

PCS/CTN 1

LBS/CTN..... 5 LB/2.27 KG

PRICE

VENT AREA..... 52 SQ IN

ROUGH OPENING..... 16"

J-CHANNEL DEPTH 1.9"

J-CHANNEL
POSITIONS.....75" – 1.25"

PCS/CTN 1

LBS/CTN..... 5 LB/2.27 KG

PRICE

VENT AREA..... 29 SQ IN

ROUGH OPENING..... 12"

J-CHANNEL DEPTH 1.9"

J-CHANNEL
POSITIONS.....75" – 1.25"

PCS/CTN 1

LBS/CTN.....3 LB/1.36 KG

PRICE

VENT AREA..... 54 SQ IN

ROUGH OPENING..... 16"

J-CHANNEL DEPTH 1.9"

J-CHANNEL
POSITIONS.....75" – 1.25"

PCS/CTN 1

LBS/CTN..... 5 LB/2.27 KG

PRICE

**Color
matching**

Colors are matched to Royal Building Products siding colors. Colors are also matched to most major siding manufacturers.

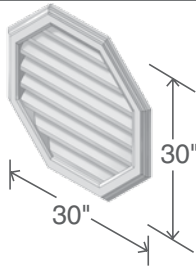
Vents

PRODUCT

30" OCTAGON VENT

PRODUCT CODE: **30**

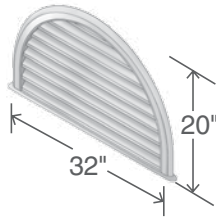
Compares with competitive size Octagon 32"



32" X 20" HALF ROUND VENT

PRODUCT CODE: **28**

Compares with competitive size Half Round 22" x 34"

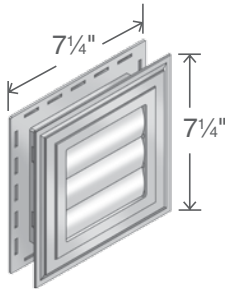


B-VENT EXHAUST VENT

PRODUCT CODE:

DOES NOT INCLUDE 4" METAL TUBE: 19

PRODUCT CODE: **INCLUDES METAL TUBE: 45**



SPECIFICATIONS

VENT AREA..... 134 SQ IN

ROUGH OPENING.....26"

J-CHANNEL DEPTH 1.9"

J-CHANNEL
POSITIONS.....75" – 1.25"

PCS/CTN 1

LBS/CTN..... 10 LB/4.54 KG

PRICE

VENT AREA..... 100 SQ IN

ROUGH OPENING.....28" X 16"

J-CHANNEL DEPTH 1.9"

J-CHANNEL
POSITIONS.....75" – 1.25"

PCS/CTN 1

LBS/CTN..... 8 LB/3.63 KG

PRICE

**DOES NOT INCLUDE 4"
METAL TUBE**

J-CHANNEL DEPTH 1"

J-CHANNEL
POSITIONS.....75" – 1.25"

PCS/CTN 4

LBS/CTN.....3 LB/1.36 KG

PRICE

INCLUDES METAL TUBE

J-CHANNEL DEPTH 1"

J-CHANNEL
POSITIONS.....75" – 1.25"

PCS/CTN 1

LBS/CTN.....3.5 LB/1.59 KG

PRICE

**Color
matching**

Colors are matched to Royal Building Products siding colors. Colors are also matched to most major siding manufacturers.

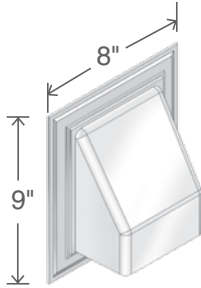
Vents

PRODUCT

D-VENT DRYER VENT

PRODUCT CODE:
**DOES NOT
INCLUDE
4" METAL TUBE:
20**

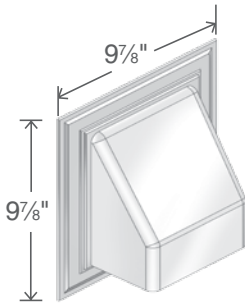
PRODUCT CODE:
**INCLUDES
METAL TUBE: 46**



6" DRYER VENT DRYER VENT

PRODUCT CODE:
**DOES NOT
INCLUDE
6" METAL TUBE:
48**

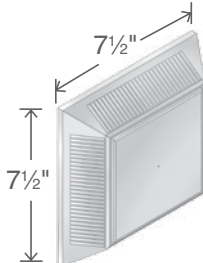
PRODUCT CODE:
**INCLUDES METAL
TUBE: 49**



S-VENT SOFFIT VENT COVER

PRODUCT CODE: **18**

To be used with B-Vent



SPECIFICATIONS**DOES NOT INCLUDE 4" METAL TUBE**

J-CHANNEL DEPTH 1"

J-CHANNEL
POSITIONS.....75" – 1.25"

PCS/CTN 4

LBS/CTN..... 5 LB/2.27 KG

PRICE

INCLUDES METAL TUBE

J-CHANNEL DEPTH 1"

J-CHANNEL
POSITIONS.....75" – 1.25"

PCS/CTN 1

LBS/CTN..... 1.5 LB/2.49 KG

PRICE

DOES NOT INCLUDE 6" METAL TUBE

J-CHANNEL DEPTH 1"

J-CHANNEL
POSITIONS.....75" – 1.25"

PCS/CTN 4

LBS/CTN..... 7 LB/3.17 KG

PRICE

INCLUDES METAL TUBE

J-CHANNEL DEPTH 1"

J-CHANNEL
POSITIONS.....75" – 1.25"

PCS/CTN 1

LBS/CTN..... 1.5 LB/2.49 KG

PRICE

PCS/CTN 10

LBS/CTN.....3 LB/1.36 KG

PRICE

**Color
matching**

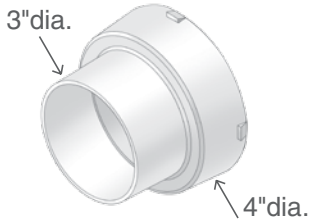
Colors are matched to Royal Building Products siding colors. Colors are also matched to most major siding manufacturers.

Vents

PRODUCT

**4" - 3" REDUCER
FOR BATHROOM/
DRYER EXHAUST
VENT**

PRODUCT CODE: **34**



TUBE 4" X 10"
(FOR BATHROOM/
DRYER EXHAUST
VENT)

PRODUCT CODE:
TUBES



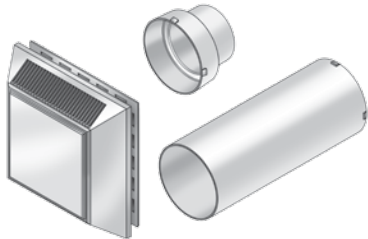
TUBE 6" X 10"
(FOR BATHROOM/
DRYER EXHAUST
VENT)

PRODUCT CODE:
TUBE6



7.5" - 7.5"
INTAKE/EXHAUST
VENT

PRODUCT CODE: **47**



SPECIFICATIONS

PCS/CTN20

LBS/CTN.....3 LB/1.36 KG

PRICE

PCS/CTN24

LBS/CTN..... 5 LB/2.26 KG

PRICE

PCS/CTN24

LBS/CTN..... 5 LB/2.26 KG

PRICE

J-CHANNEL DEPTH1"

J-CHANNEL
POSITIONS.....75" – 1.25"

PCS/CTN 1

LBS/CTN.....1.75 LB/.79 KG

PRICE

**Color
matching**

Colors are matched to Royal Building Products siding colors. Colors are also matched to most major siding manufacturers.

Notes

Notes





*Consult the VSI website at www.vinylsiding.org for a list of certified products and colors.

Certified vinyl siding is siding that is verified by an independent process to meet or exceed ASTM D3679, the long-standing, accepted industry standard for quality vinyl siding. ASTM, the American Society for Testing and Materials, is one of the largest standards development systems in the world and has been developing technical standards for products for the past 100 years.

Many vinyl siding manufacturers have been working to meet or exceed the ASTM standard for years, but now through the VSI certification program, they can demonstrate to consumers that their products have achieved this mark of quality.

Approvals/Listings

IAPMO
ER-432

FL
13139

FL
15935

SOFFIT
STANDARD
ASTM D4477

INTERTEK
(CA SFM)
01.19577.01.331

CCMC-LISTING
12244-L
13554-L

VINYL SIDING
STANDARD
ASTM D3679

 **ROYAL**[®] Building Products
A Westlake Company

RoyalBuildingProducts.com



Creating the best exterior possible. Build Royal[™]

Build[™]


Siding • Decking • Trim & Mouldings • Shutters, Mounts & Vents
Soffits • Accessories • RainWare

Royal[®] Building Products

1.855.ROYAL85

© 2020 Royal Building Products